


A-dec® 300

a dec®

# The A-dec Difference

## Built for Life

At A-dec, no detail is too small, right down to the bolts that go into our products. That's why we manufacture a large majority of our finished dental equipment from raw materials: an essential factor in ensuring quality. Because while these parts may not be visible to the eye, they make the difference in the life, comfort and functionality of each and every product that bears our name. And to your business, that's everything.



**Control block** – Patented design promotes clean treatment water with every activation.

**Lift cylinder** – A-dec built and engineered with robust hydraulics and fewer parts.

**Chair position sensor** – A-dec technology uses precise electronic sensors and digital signals.

**a dec**  
**5 YEAR**  
**WARRANTY**







# A-dec 300: Evolved

## **Design**

A solid baseplate is the foundation for a sturdy chair. Along with sure footing, the A-dec 300 quietly and smoothly positions patients with a hydraulic lift cylinder that's engineered for a 20 year life.

## **Value**

Designed as a modular solution, A-dec 300 is a whole system that lets you pick and choose the features you want, within the price point you need.

## **Flexibility**

Traditional or Continental, the choice is yours. Whether you select a dedicated left/right delivery or ambidextrous Radius® configuration, handpieces and clinical devices are always within natural reach.

## **Comfort**

Pressure mapped, contoured surfaces and virtual pivot back ensure a relaxed and supported patient experience. Comfortably accommodates patients up to 400 pounds (181 kg.).

## **Access**

With your knees tucked under the ultra-thin and flexible backrest, you have optimal access to the oral cavity, whether you work at 9 o'clock or even 1 o'clock. A dual-articulating headrest and ample shoulder support keeps patients resting comfortably.





# Ergonomic and Economic

Who says ultimate comfort isn't attainable? Every patient chair, and dentist or assistant stool we design, is backed by decades of research, dialogue, tests and improvements. We never stop looking at every simple curve, smooth line and inherent contour, to make sure it delivers ultimate efficiency and comfort. Rest assured: The affordable A-dec 300 is no exception.

# Works the Way You Do

Radius or post mount, you choose. Both options place instrumentation within reach for uninterrupted patient care.



## **A-dec 300 Radius System**

Switch between right or left-handed operators with ease. Single- or dual-Radius mounting rotates around the front of the chair for better patient access during procedures.



## **Lever Foot Control**

A-dec's lever foot control option keeps you in control. Intuitive wet/dry side-to-side operation and chip blower/ accessory button lets you focus on patient treatment without looking away. With minimal foot movement, you get precise modulation of both electric and pneumatic handpieces.





### **A-dec 300 Radius System with Manual Height Adjustment**

The A-dec 336 Traditional delivery system allows you to add an optional saliva ejector. Pair it with an A-dec 351 or A-dec 551 assistant's arm and create a second saliva ejector for the operatory.




### **Saliva Ejector**

Add to the A-dec 336 Traditional delivery system for an all-in-one hygiene package.

# So Many Choices



*Sewn upholstery with armrests*



*Traditional*



*Standard touchpad*



*Disc foot control*



*Formed upholstery without armrests*



*Continental*



*Deluxe touchpad*



*Lever foot control*

## Upholstery and Armrests

It all starts with a great chair. You have plenty of options, from plush sewn or easy-to-clean formed upholstery, to two-position armrests or no armrests.

## Delivery Systems

How do you and your staff work? Traditional and Continental delivery systems can integrate a quad-volt intraoral light source and two ancillaries.

## Touchpad

Fingertip access simplifies chair adjustments and provides quick access to dental light and cuspidor control. Optional deluxe touchpad adds controls for integrated clinical devices such as electric motors, cameras, and scalers.

## Foot Controls

Disc style with chip blower option—or A-dec lever style for precise modulation of electric and pneumatic handpieces.



*Fixed glass cuspidor*



*Rotating vitreous china cuspidor*



*3-position holder*



*4-position holder*



*Dual 2-position holder*



*A-dec 300 LED*



*A-dec 500 LED*



*Radius monitor mount*



*Light post monitor mount*



*Light post monitor mount with link arm*

## Cuspidors

What's your preference, glass or vitreous china? Fixed or rotating? Both bowls include timed cup fill and bowl rinse functions.

## Assistant's Holders

Place the assistant's clinical devices right where they are needed most. Adjustable 3- or 4-position holders are available as a chair mount, cuspidor mount or telescoping arm.

## Dental Lights

Accurate lighting is essential. A-dec LED lights provide balanced intensity and a uniform light pattern without shadows. Automatic on/off when chair moves to entry or exit position.

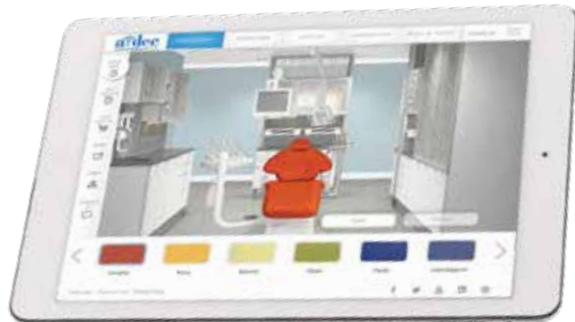
## Monitor Mounts

Consult. Educate. Review. Monitor mounts pivot to accommodate viewing from the seated and supine positions. Tailor your options, including locking style or floating pivot, positioning handle, and multiple mount locations.

## Formed Upholstery



Color makes all the difference in creating an environment that reflects you. That's why A-dec offers a wide variety of colors and selected options to coordinate formed and sewn upholsteries.



**Order Your Samples at  
a-dec.com/InspireMe**

## Sewn Upholstery



Actual colors may vary. See your authorized A-dec Dealer for color samples and the most current product information.

# Specifications

## A-dec 311 Dental Chair

Range of lift height	13.75" to 31.5" (349 mm to 800 mm); Low point 14.75" (375 mm) when dual mounting
Thin flexible backrest	1.25" (32 mm), formed
Chair swivel	30° each side of center
Drive system	Hybrid drive (electromechanical tilt, hydraulic base)
Chair back and base stop switch	Yes, stops downward movement when obstruction is detected
Headrest	Dual-articulating and gliding (knob style)
Integrated 300-watt power supply	Yes
Foot switch	Optional
Mounting capability	Floating - 2" post mount or Radius (single or dual mounting)
Upholstery options	Sewn or formed

## Delivery Systems

	A-dec 300 Continental	A-dec 300 Traditional
Control block	Standard 3-position, optional 4-position	Standard 3-position, optional 4-position
Left/right conversion	Yes	Yes
Tubing options	Vinyl or silicone	Vinyl or silicone
Handpiece holder positions	4	4
Brake handle(s)	1 standard, 2nd optional	1 standard, 2nd optional
Touchpad options	None, standard or deluxe	None, standard or deluxe
Quad-voltage intraoral light source	Optional	Optional
Foot control	Standard, chip blower or lever	Standard, chip blower or lever
Arm system	Balanced flexarm with air brake A-dec 333 - Radius mount A-dec 335 - Support mount	Balanced flexarm with air brake A-dec 332 - Radius mount A-dec 334 - Support mount Manual height adjustment A-dec 336 - Radius mount
Integrated saliva ejector	N/A	Optional on A-dec 336









**A-dec Headquarters**

2601 Crestview Drive  
Newberg, Oregon 97132 USA  
Tel: 1.800.547.1883 within USA/CAN  
Tel: +1.503.538.7478 outside USA/CAN  
Fax: +1.503.538.0276  
a-dec.com

**A-dec Australia**

Tel: 1.800.225.010 within AUS  
Tel: +61.(0)2.8332.4000 outside AUS

**A-dec China**

Tel: 400.600.5434 within CN  
Tel: +86.571.89026088 outside CN

**A-dec United Kingdom**

Tel: 0800.233285 within UK  
Tel: +44.(0).24.7635.0901 outside UK

The colors and products shown may vary from the actual materials and are subject to change without notice. Please see your authorized A-dec dealer for accurate color samples and the most current product information.

KaVo is a trademark or registered trademark of KaVo Dental GmbH in the US and other countries.

©2021 A-dec Inc. All rights reserved.  
85.6152.00/BB/1.5M/6-21/Rev M